



BELGARD
PAVES THE WAY

PRODUCT CATALOG



LOCAL SERVICE NATIONAL REACH

Belgard® has been North America's number one brand of pavers and landscape wall products for over 25 years.

The only nationwide provider of hardscape products, we have established ourselves as an industry leader and dedicated partner to homeowners and industry professionals alike. With over 20,000 hours each year dedicated to research and development, we are renowned for paving the way with expertise and innovations that guide industry trends.

Backed by a national infrastructure of more than 150 operating locations, every town is our town. Our network of Belgard Authorized Contractors is trained to deliver superior craftsmanship, and our products set the standard for quality. We proudly stand behind those products with a lifetime transferable limited warranty, giving you the peace of mind to know that your outdoor space will retain its beauty for years to come.



6 UNIQUE LOOKS TO FIT ANY STYLE

Collections by Belgard®, a simple, straightforward way to navigate our product offerings. Sorted by texture, each collection is a sampling of products that look great together no matter the application.

M METROPOLITAN
Smooth finish. Straight lines.

L LEGACY
Soft edges. Split face.
Accent pieces.

E ENVIRONMENTAL
Permeable. Eco-Friendly.

N NATURAL
Look of slate and worn stone. Sculpted.

H HERITAGE
Antiqued. Tumbled.

P PORCELAIN
High-definition.
Unbeatable durability.



PRODUCT FEATURES

Belgard Rooms	p. 08
Tru-Scapes Lighting	p. 12
Geometric Shapes	p. 72
Borders and Accents	p. 74
Versatile Landscaping.....	p. 96



See page 7 for Belgard's
2021 Color of the Year



40



84



110

PAVERS

METROPOLITAN

Dimensions™	
with Textureguard™	p. 30
Dimensions™	
with Truecolor	p. 31
Dimensions™ Slabs	p. 32
Dimensions™ Accents	p. 36
Melville™ Plank	p. 38
Melville™ Slab	p. 40

NATURAL

Origins™	
with Textureguard™	p. 34
Origins™	
with Truecolor	p. 35
Origins™ Accents	p. 37
Lafitt® Rustic Slab	p. 42
Mega-Arbel®	p. 44

HERITAGE

Belgin Cobble®	p. 46
Dublin Cobble®	
& Circle Kit	p. 48
Staton Plus®	
Tumbled	p. 50
Old York™	p. 52

LEGACY

Brikstone™ Flat Colonial	p. 54
Cambridge Cobble®	p. 56
Holland Stone	p. 58

ENVIRONMENTAL

Aqua Roc™	p. 60
Turfstone™	p. 61
Urbana® Stone	p. 62

PORCELAIN

Glocal	p. 66
Quarziti 2.0	p. 68
Verona	p. 70
Noon	p. 71

WALLS

METROPOLITAN

Melville™ Wall	p. 80
----------------	-------

NATURAL

Brisa® Wall	p. 78
-------------	-------

HERITAGE

Weston Stone™	p. 82
---------------	-------

LEGACY

Diamond®	p. 84
Diamond Pro®	p. 86
Diamond® 9D	p. 88
Diamond Pro Stone Cut®	p. 90
Highland Stone®	p. 92
Sterling®	p. 94

VERSATILE LANDSCAPING

METROPOLITAN

Artforms™	p. 99
Melville Tandem™	p. 104

NATURAL

Ashlar Tandem™	p. 100
Lamina Tandem™	p. 102

FIRE FEATURES

NATURAL

Beaufort™ Series	p. 108
Bordeaux™ Series	p. 110
Bristol™ Series	p. 112

HERITAGE

Brighton™ Series	p. 114
Weston Stone™ Fire Pit Kit	p. 116

ACCESSORIES

NATURAL

Anglia Edger®	p. 120
Esplanade Caps	p. 121
Granika Step®	p. 122
Landings™ Step Unit	p. 123

LEGACY

Marina™ Coping	p. 124
Anchor Caps	p. 125

6 YEARS OF INSPIRING OUTDOOR LIVING DREAMS TOGETHER

Our long-term sponsorship of the HGTV® Dream Home means collaborating with top design professionals to create trend-forward outdoor spaces that inspire millions of homeowners.

VISIT Belgard.com/HGTVDreamHome
FOR MORE THROWBACK PHOTOS FROM THE LAST FIVE YEARS

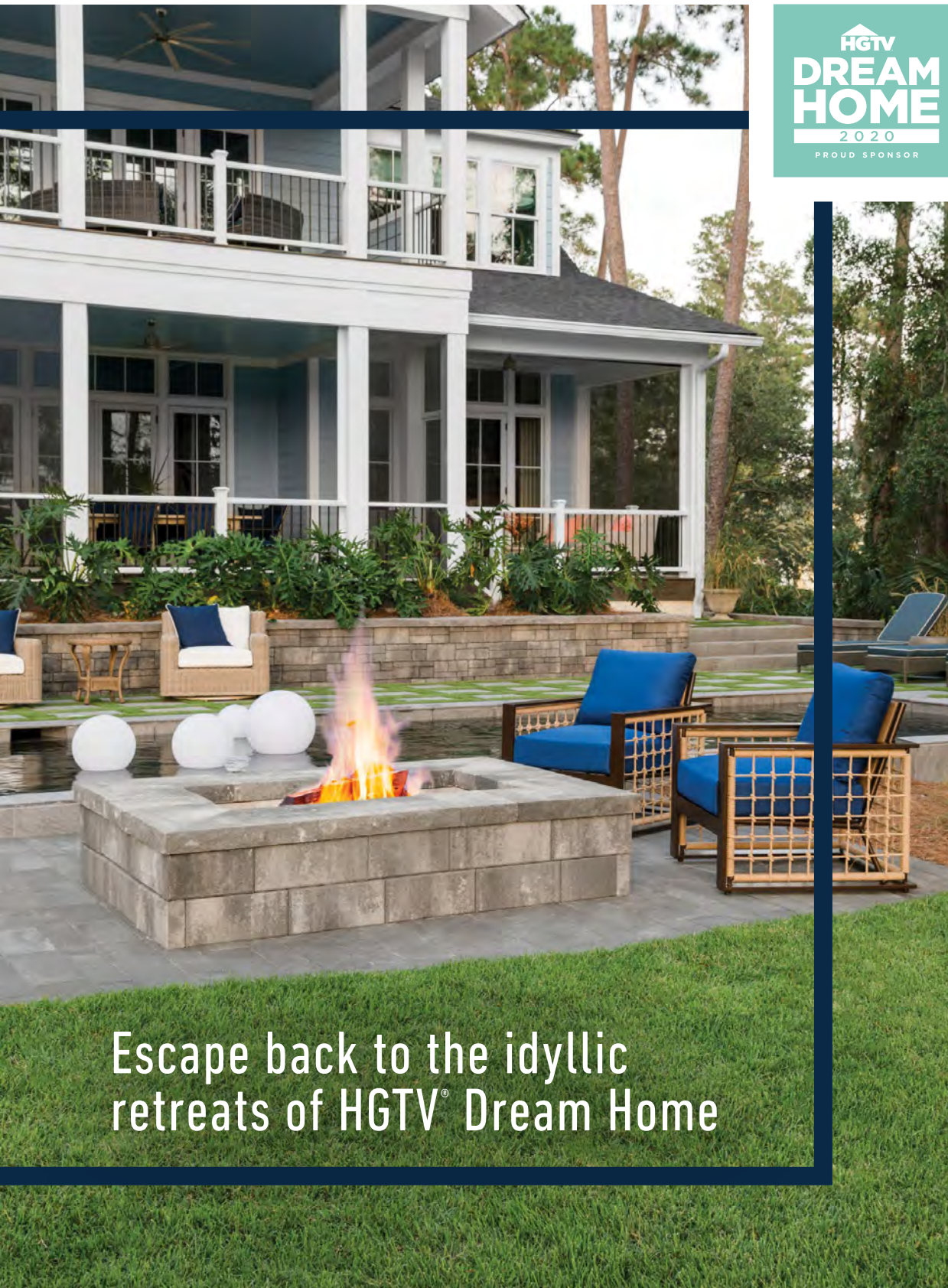
TOP: ASHLAR TANDEM™ SEAT WALL & AVALON SLATE

BOTTOM: AVALON SLATE & BORDEAUX™ GRILL ISLAND

RIGHT: BORDEAUX™ FIREPLACE AND WOOD BOXES & AVALON SLATE



HGTV, HGTV Dream Home, HGTV Dream Home Giveaway and their associated logos are trademarks of Discovery or its subsidiaries and affiliates. All rights reserved.
Photos © 2016 - 2019 Discovery or its subsidiaries and affiliates. All rights reserved.



LEFT: MELVILLE™ PLANK, MELVILLE TANDEM™ FIREPIT, ASHLAR TANDEM™ PLANTER BOX, LANDINGS™ STEP & QUARZITI 2.0 STEP STONES

TOP: MELVILLE™ PLANK

BOTTOM: QUARZITI 2.0 STEP STONES, MELVILLE™ PLANK, & ASHLAR TANDEM™ GRILL ISLAND

2019

WHITEFISH, MONTANA

This **MODERN MOUNTAIN HIDEAWAY** featured seamless transitions between the indoor and outdoor spaces to enhance the dramatic view.

2020

HILTON HEAD ISLAND, SOUTH CAROLINA




This **COASTAL LOW COUNTRY RETREAT** embraced the marsh-front backdrop by weaving organic elements and textures throughout the entire space.

LOOK FOR US IN THE
2021 HGTV DREAM HOME!





MARIGOLD
Belgard Color of the Year



Combine Marigold with 2020 Color of the Year, Terrarium, to energize your outdoor spaces.



TERRARIUM

BRIGHTEN *your* SPACE


with Belgard's Color of the Year

A versatile and vibrant hue, Marigold pairs well with neutrals to add a boost of energy to the Naturalism trend.

Tying in perfectly with last year's pick, Terrarium, this punchy Color of the Year acts like a ray of sunshine to add a cheerful vibe to your outdoor spaces.




MARIGOLD
Belgard Color of the Year




MODERN FARMHOUSE DINING

Natural textures and clean lines combined to create a cozy warmth.



CONTEMPORARY LIVING ROOMS

Neutral tones in a sleek flowing design that's ideal for entertaining.



TIMELESS KITCHENS

Modern outdoor living with enduring, classic appeal.






EXPAND *your* LIVING SPACE

INTRODUCING BELGARD ROOMS

Express your personality in a way that's uniquely you. Our new Belgard Rooms program allows you to effortlessly pair the style of your home with the outdoor living amenities that you desire to create a 3-D fly-through rendering of the exact outdoor living space you've always wanted.

VISIT Belgard.com/Rooms
AND TAKE A TOUR TODAY



INTRICATE DESIGNS MADE SIMPLE

INTRODUCING ORIGINS & DIMENSIONS


Every outdoor living project starts with your space. With Origins™ and Dimensions™ you don't have to sacrifice style for size. Multiple 3-piece and accent options work together to fit your project's scale and your aesthetic.

LEARN MORE AT
Belgard.com/Simple




MIX TEXTURES

Pair smooth textures with natural finishes to add a modern flair. A rustic element adds warmth to modern settings.




MADE FOR EACH OTHER

Pieces fit together to allow for intricate installs with no cuts.




CONTRAST BIG WITH SMALL

A myriad of size options opens the field for high-impact design.



MATCH TONES, NOT COLORS

Pair a cool charcoal with a muted clay or a smoky gray with a warm ocher for color schemes that wow.



CUSTOM BORDER SIZING FOR MAXIMUM DESIGN FLEXIBILITY

Get more design options!
Contact your Belgard Representative for availability and lead times.

SHAPES & SIZES

NEW
3 X 3



3 x 3 x 2³/₈

NEW
3 X 9



3 x 9 x 2³/₈

3 X 12



3 x 12 x 2³/₈

LIGHT *up the* NIGHT



BLUETOOTH® TRANSFORMERS

App based transformer allows for easy set-up and programming

Smart Bluetooth wireless landscape lighting transformer with a dashboard to check status and manually control the lights



150 Watt



300 Watt



LOW VOLTAGE PATHWAY LIGHTS for Pathways, Patio Edges & Flower Beds



Traditional Path Light



Classic Path Light



Modern Path Light



Lantern Path Light



ACCENT/SPOT LIGHTS for Plants, Trees, Houses & Landscape Features




Traditional Accent Light



High Power Accent Light



Wall Wash Light



PAVER LIGHTS for Walkways



6-Inch



8-Inch



9-Inch

HARDSCAPE LIGHTS for Steps & Walls



7-Inch



PILLAR LIGHTS for Pillars & Columns



Traditional Pillar Light



Modern Pillar Light



Noble Pillar Light





WATER



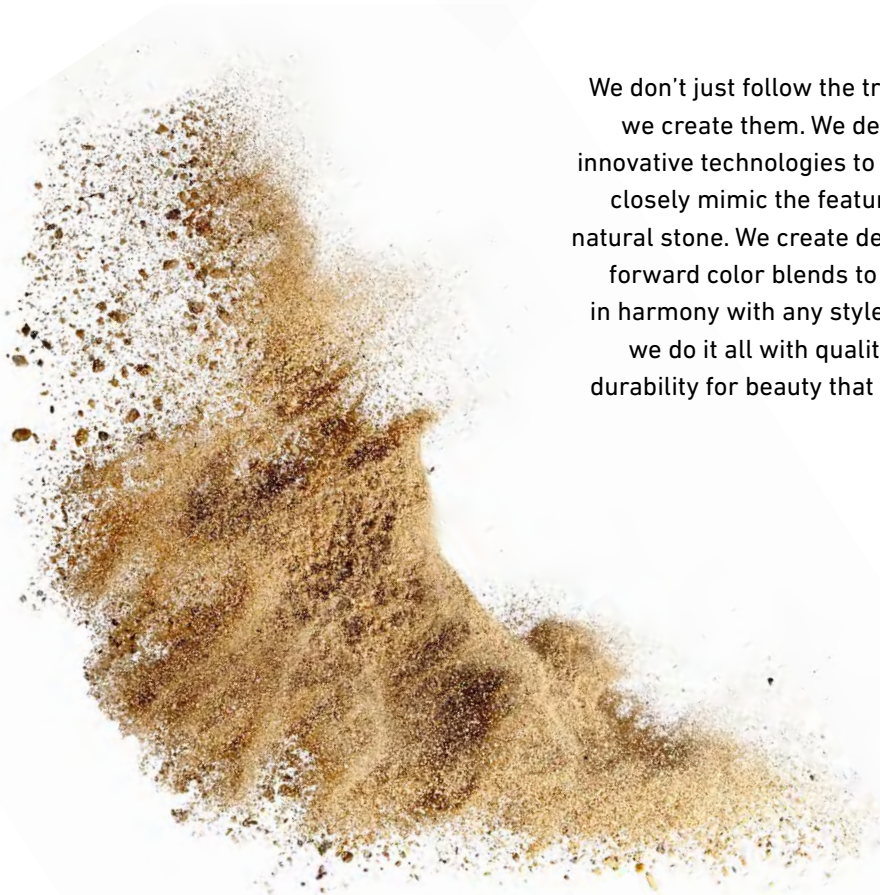
**COARSE
& FINE
AGGREGATE**



PIGMENT

We don't just follow the trends, we create them. We develop innovative technologies to more closely mimic the features of natural stone. We create design-forward color blends to work in harmony with any style. And we do it all with quality and durability for beauty that lasts.

**SEE
WHAT
WE'RE
MADE
OF**



**PORTLAND
CEMENT**

TEXTURE

Texture plays an integral role in outdoor living design. The textures chosen can add a dimensional aspect, a time-worn aesthetic or an element of sophistication.



SLATE




SCULPTED




COBBLED



DIMPLED



SMOOTH



STANDARD



DISTRESSED



TUMBLED

SCALE

Depending on the design goals, the shape and size of a paver can help make an outdoor space look more cozy, more open and contemporary, or more in harmony with the surrounding environment.

4" X 8"
HOLLAND STONE5" X 11¹³/₁₆"
MELVILLE™ PLANK6" X 12"
DIMENSIONS™15³/₈" X 11¹/₁₆"
MEGA-ARBEL®15³/₈" X 23³/₁₆"
TURFSTONE®

COLOR TECHNOLOGY

BRIGHTER COLORS, LONGER.

Belgard® uses a variety of cutting edge technologies to improve product durability and make sure colors stand the test of time. Through the use of proprietary admixtures and in-line treatments, we are able to protect our products from the very beginning, during the manufacturing process.



COMING SOON

T²

Superior Look With Ultimate Durability



Durability



UV Resistance



Stain Resistant



Enhanced Color



Scratch Resistant

Visit belgard.com/t2 to learn more about how to protect your pavers



WHAT IS T²?

T² multiplies the enhancement of TextureGuard™ with the protection of TrueColor™ to offer the highest quality concrete paver available today. The result is a smooth, gentle finish and vibrant color blend with unmatched protection against fading, stains and scratches.



UV Resistance



Stain Resistant



Enhanced Color



Durability



TRUECOLOR™

TrueColor is a treatment infused during the manufacturing process to deliver a lifetime of quality. Each paver is carefully treated for enhanced color, improved durability, and increased protection against extreme weather.




INCREDIBLY
SMOOTH
SURFACE



LONG-LASTING
COLOR

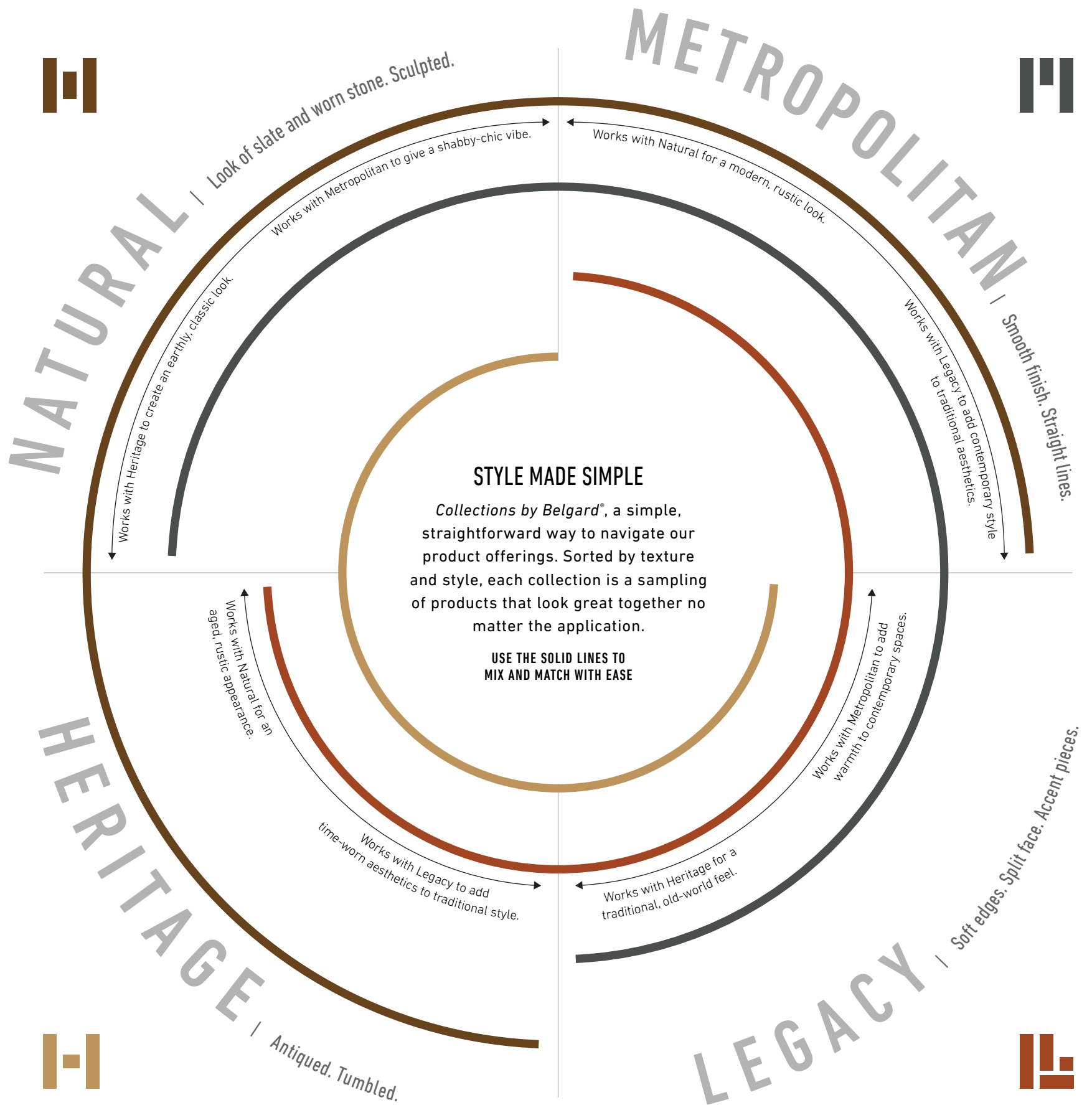



WITHSTANDS
HARSH
CLIMATES



TEXTUREGUARD™



TextureGuard fuses a top layer of rich pigments and ultra-fine aggregates with Belgard's core paver. The result is a smooth texture to a richness and purity of color that's durable and vibrant.





METROPOLITAN & LEGACY


The soft edges of Legacy accent the smooth, straight lines of Metropolitan



HERITAGE & LEGACY

Use the Legacy collection to accent the antiqued look of Heritage

MIX, MATCH & MORE *WITH COLLECTIONS*



NATURAL & METROPOLITAN

The sculpted look of Natural provides textural contrast to the smooth finish of Metropolitan



NATURAL & HERITAGE

The worn stone slate of Natural pairs well with the antiqued look of Heritage





Top: Melville® Slab


Bottom: Ashlar Tandem Wall®, Tandem Cap & Landings™ Step Unit

Right: Lafitt® Rustic Slab, Holland Stone, Weston Stone™ & Marina® Coping









Top: Ashlar Tandem Wall®

Bottom: Melville Tandem Wall®, Melville® Plank

Left: Dublin Cobble & Weston Stone™





*Top: Weston Stone™ Wall, Brisa Wall®, Landings™ Step Unit, Dublin Cobble® & Anglina Edger
Bottom: Origins12™, Marina® Coping and Ashlar Tandem Wall®
Right: Melville Tandem Wall®, Belgian Cobble® & Melville® Plank*









Top: Diamond® Retaining Wall

Bottom: Weston Stone™ Wall, Holland Stone & Lafitt® Rustic Slab

Left: Melville® Slab, Ashlar Tandem Wall®, Weston Stone™, Marina® Coping & Anchor Pillar Cap





LEGEND



METROPOLITAN



NATURAL



HERITAGE



LEGACY



ENVIRONMENTAL



PERMEABLE



VEHICULAR
USE



TRUECOLOR



TEXTUREGUARD



T²



METROPOLITAN

30
Dimensions™
with TextureGuard

31
Dimensions™
with Truecolor

32
Dimensions™
Slabs

36
Dimensions™ Accents

38
Melville™ Plank

40
Melville™ Slab

NATURAL

34
Origins™
with TextureGuard

35
Origins™
with Truecolor

37
Origins™ Accents



42
Lafitt® Rustic Slab

44
Mega-Arbel®

HERITAGE
46
Belgian Cobble®

48
Dublin Cobble®
& Circle Kit

50
Slaton Plus™
Tumbled

52
Old York™

LEGACY

54
Brikstone™ Flat
Colonial

56
Cambridge Cobble


58
Holland Stone

ENVIRONMENTAL


60
Aqua Roc™

61
Turfstone™


62
Urbana® Stone



*slate
smooth
tumbled*



DANVILLE BEIGE




COTSWOLD MIST



PEWTER



CHESWICK

 **TEXTUREGUARD™**
TextureGuard fuses a top layer of rich pigments with Belgard's core color process.

Please refer to page 16 for more information.



**SMOOTH
CONTEMPORARY
CLEAN LINES**




NEW
DIMENSIONS™
3-PIECE SYSTEMS

DIMENSIONS 6




3 x 6 x 2 3/8 6 x 6 x 2 3/8 9 x 6 x 2 3/8

DIMENSIONS 12



6 x 12 x 2 3/8 12 x 12 x 2 3/8 18 x 12 x 2 3/8

DIMENSIONS 18




9 x 18 x 2 3/8 18 x 18 x 2 3/8 27 x 18 x 2 3/8




NEW

DIMENSIONS™

3-PIECE SYSTEMS




AMBER BEIGE



BLACK DIAMOND*



BRITTANY BEIGE



SCANDINA GRAY



SMOOTH
CONTEMPORARY
CLEAN LINES



TRUCOLOR™
Pre-Sealed Promise.
*Please refer to page 16
for more information.*

**Available in Dimensions 6 and 6 X 9 Accent only.*


DIMENSIONS 6




DIMENSIONS 12



DIMENSIONS 18




ACCENT PIECES



DIMENSIONS™

NEW
SLABS



BOURBON



LINEN



FOUNDRY



CHESWICK



MODERN
TAILORED
SLEEK



TEXTUREGUARD™

TextureGuard fuses a top layer of rich pigments with Belgard's core color process.


Please refer to page 16 for more information.

12 X 24 | 60MM




12 x 24 x 2 $\frac{3}{8}$

24 X 24 | 60MM



24 x 24 x 2 $\frac{3}{8}$

24 X 36 | 60MM



24 x 36 x 2 $\frac{3}{8}$






ASHBURY HAZE



COTSWOLD MIST



DANVILLE BEIGE

 **TEXTUREGUARD™**
TextureGuard fuses a top layer of rich pigments with Belgard's core color process.

Please refer to page 16 for more information.



TEXTURED
MODULAR SIZING
NATURAL



NEW

ORIGINS™


3-PIECES SYSTEMS

ORIGINS 6




3 x 6 x 2 3/8 6 x 6 x 2 3/8 9 x 6 x 2 3/8

ORIGINS 12



6 x 12 x 2 3/8 12 x 12 x 2 3/8 18 x 12 x 2 3/8

ORIGINS 18




9 x 18 x 2 3/8 18 x 18 x 2 3/8 27 x 18 x 2 3/8




NEW

ORIGINS™


3-PIECE SYSTEMS




ASPEN



BLACK DIAMOND*



BRITTANY BEIGE



RIO



TEXTURED
MODULAR SIZING
NATURAL



TRUECOLOR™
Pre-Sealed Promise.


*Please refer to page 16
for more information.*

ORIGINS 6




3 x 6 x 2%
6 x 6 x 2%
9 x 6 x 2%

ORIGINS 12




6 x 12 x 2%
12 x 12 x 2%
18 x 12 x 2%

ORIGINS 18




9 x 18 x 2%
18 x 18 x 2%
27 x 18 x 2%


**Swatch represent product color only, not surface texture.*



BOURBON



MIDNIGHT



MOONLIGHT

TEXTUREGUARD™
TextureGuard fuses a top layer of rich pigments with Belgard's core color process.

Please refer to page 16 for more information.



SMOOTH
CONTEMPORARY
CLEAN LINES



NEW
DIMENSIONS™
ACCENTS

ACCENT PIECES



3 x 9 x 2½*



6 x 6 x 2¾**



6 x 9 x 2¾**

**Available in midnight and moonlight only.*


***Available only in Bourbon*




NEW
ORIGINS™
ACCENTS



BOURBON
(AVAILABLE IN 6 X 6 & 6 X 9 ONLY)



MIDNIGHT



MOONLIGHT



TEXTURED
MODULAR SIZING
NATURAL



TEXTUREGUARD™
TextureGuard fuses a top layer of rich pigments with Belgard's core color process.

Please refer to page 16 for more information.

ACCENT PIECES



3 x 3 x 2 3/8



6 x 6 x 2 3/8



6 x 9 x 2 3/8




MELVILLE™

PLANK

NEW



GRAPHITE



MOONLIGHT



NEWPORT GREY



SLEEK
MODERN
LINEAR



TEXTUREGUARD™

TextureGuard fuses a top layer of rich pigments with Belgard's core color process.

Please refer to page 16 for more information.

Installed in HGTV's Dream Home 2020!

3-PIECE MODULAR SLIM | 60MM



5 x 11¹³/₁₆ x 2³/₈



5 x 15³/₄ x 2³/₈



5 x 19¹/₄ x 2³/₈



7¹/₂ x 11¹³/₁₆ x 2³/₈



7¹/₂ x 15³/₄ x 2³/₈



7¹/₂ x 19¹/₄ x 2³/₈

3-PIECE MODULAR LARGE | 60MM

HGTV
DREAM HOME
PROUD SPONSOR 2020

Belgard.com/HGTVDreamHome





SPECIAL
ORDER


MELVILLE™ SLAB



ASPEN*




MIDNIGHT**




COTSWOLD MIST*




MOONLIGHT**



NEWPORT GRAY*


MODULAR
CONTEMPORARY
OVERSIZED

 **TEXTUREGUARD™**
TextureGuard fuses a top layer of rich pigments with Belgard's core color process.

Please refer to page 16 for more information.

3-PIECE COMBO | 60MM

3-PIECE COMBO | 80MM

ACCENT | 80MM



15 x 7 1/2 x 2 3/8



15 x 15 x 2 3/8



15 x 22 x 2 3/8



15 x 7 1/2 x 3 1/8



15 x 15 x 3 1/8



15 x 22 x 3 1/8



15 x 7 1/2 x 3 1/8

* 60mm & 80mm
** Only 80mm








LAFITT[®]

RUSTIC SLAB 60MM



ASPEN BLEND



BRITTANY BEIGE



NEWPORT GRAY


 VINTAGE
 NATURAL
 CHISELED


 TRUECOLOR™
 Pre-Sealed Promise.

*Please refer to page 16
 for more information.*


3-PIECE MODULAR | 60MM



15 x 7½ x 2⅝



15 x 15 x 2⅝



15 x 22½ x 2⅝






MEGA-ARBEL®



ASHBURY HAZE*



ASPEN BLEND



BRITTANY BEIGE



RIO



NATURAL
FLAGSTONE
ORGANIC



TRUECOLOR™
Pre-Sealed Promise.

*Please refer to page 16
for more information.*

60MM



15 $\frac{3}{8}$ x 21 x 2 $\frac{3}{8}$

**Special order color.
Units vary and sizes are nominal.*








MIDNIGHT



BARKWOOD*



MOONLIGHT


 COBBLE
 VARIABLE SIZED
 VERSATILE

MULTI-PIECE | 60MM



Variable x 23%

Larger joints between pavers allow Belgian Cobble to be installed as a permeable paver option with proper base and joint material. Contact your Belgard® representative for more details.

**Special order color*









DUBLIN COBBLE®


& CIRCLE KIT



ASHBURY HAZE



ASPEN BLEND



FOSSIL BEIGE



BLACK DIAMOND



ACCENT
TUMBLED
RUSTIC

3-PIECE MODULAR | 60MM



6 x 3 x 2 1/2



6 x 6 x 2 1/2



6 x 9 x 2 1/2



5 7/8 x variable x 2 1/2



*Only available in Fossil Beige






SPECIAL ORDER

SLATON PLUS™

TUMBLED




BLU IRON



NORTHWOODS



NATURAL
TEXTURED
TUMBLED

 **TEXTUREGUARD™**
TextureGuard fuses a top layer of rich pigments with Belgard's core color process.

*Please refer to page 16
for more information.*

SMALL | 70MM

MEDIUM | 70MM

LARGE | 70MM



5½ x 8¼ x 2¾



8¼ x 11 x 2¾



13¾ x 13¾ x 2¾







OLD YORK™



MIDNIGHT



PEWTER



TEXTURED
WEATHERED
UNIQUE

60MM



3¹/₁₆ x 7⁷/₈ x 2³/₈

Larger joints between pavers allow Old York to be installed as a permeable paver option with proper base and joint material. Contact your Belgard® representative for more details.








NEW

BRIKSTONE™


FLAT COLONIAL



MAHOGANY



ROSECREEK



TERRA COTTA



CLASSIC
CLAY APPEARANCE
TIMELESS



TEXTUREGUARD™

TextureGuard fuses a top layer of rich pigments with Belgard's core color process.

Please refer to page 16 for more information.

60MM



4 x 8 x 2 3/8





SPECIAL
ORDER

CAMBRIDGE COBBLE®



HARVEST BLEND



LAPORTE



PEWTER



CLASSIC
PILLOW TOP
SMOOTH



TRUECOLOR™
Pre-Sealed Promise.

*Please refer to page 16
for more information.*

SQUARE | 60MM RECTANGLE | 60MM



6 x 6 x 2 3/8"



6 x 9 x 2 3/8"







HOLLAND


STONE



BURNT AMBER*



BLACK DIAMOND*



RED/BLACK**



SMOOTH
CLASSIC
ACCENT



*Please refer to page 16
for more information.*

60MM



4 x 8 x 2³/₈

80MM



4 x 8 x 3¹/₈

*60mm and Trucolor only
** 80mm only





Please refer to page 16
for more information.



BURNT AMBER*



CHARCOAL



ECO-FRIENDLY
ENVIRONMENTAL
CLASSIC



AQUA ROC™ PERMEABLE PAVERS

AQUA ROC I



4½ x 9 x 3⅞

AQUA ROC II



4½ x 8 x 3⅞

*Swatch represent product color only, not surface texture.



TURFSTONE™

PERMEABLE PAVERS



GREY



MULTI-USE
ECO-FRIENDLY
CLASSIC

TURFSTONE | 80MM




16 x 24 x 3/8"




URBANA[®]

STONE



ASHBURY HAZE



ASPEN BLEND



BRITTANY BEIGE



NEWPORT GRAY

3-PIECE COMBO | 60MM



4 x 8 x 2 $\frac{1}{2}$ "



8 x 8 x 2 $\frac{1}{2}$ "



8 x 12 x 2 $\frac{1}{2}$ "


ELEGANT
NATURAL
MODERN

 TRUECOLOR™
Pre-Sealed Promise.

*Please refer to page 16
for more information.*

Installed in HGTV's Dream Home 2020!


DREAM HOME
PROUD SPONSOR 2020

[Beldgard.com/HGTVDreamHome](http://Belgard.com/HGTVDreamHome)

*Swatches represent product color only, not surface
texture, dimension and/or shape.*







LEGEND



PORCELAIN



UNIFORM
APPEARANCE



SLIGHT
VARIATION



MODERATE
VARIATION



SUBSTANTIAL
VARIATION



REFLECTIVE
SCALE

PORCELAIN



PORCELAIN

66
Glocal

68
Quarziti 2.0

70
Verona™


71
Noon

stone finish
wood finish
concrete finish

VISIT [B Belgard.com/Porcelain](http://Belgard.com/Porcelain)
FOR MORE STYLES AND COLORS



MIRAGE
Porcelain Design. Sustainability.



CLEAR

GC 01



IDEAL

GC 03



TYPE

GC 04



CLASSIC

GC 05



GLOBAL
LOCAL
NUANCED

24 X 24

UNICO



23.54 x 23.54 x 3/4



12.99 x 23.54 x 3/4



Spacers are required for all porcelain paver installations. For vehicular applications, there must be a mortar install over a concrete slab. Visit Belgard.com/porcelain for additional installation details.



SPECIAL
ORDER


QUARZITI 2.0

MIRAGE[®]
Porcelain Design. Sustainability.




GLACIER

QR 01 NAT




MOUNTAIN

QR 02 NAT




WATERFALL

QR 03 NAT



RIVER

QR 04 NAT



MANTLE

QR 05 NAT



AUTHENTIC
DIVERSE
NATURAL

24 X 24



23.54 x 23.54 x 3/4

24 X 48



23.54 x 47.17 x 3/4

UNICO




12.99 x 23.54 x 3/4



Spacers are required for all porcelain paver installations. For vehicular applications, there must be a mortar install over a concrete slab. Visit Belgard.com/porcelain for additional installation details.






BLUE STONE

VR 01 ST



TAOS

VR 02 ST



YUKON

VR 03 ST



PLATINUM

VR 04 ST



HARMONIOUS
NATURAL
STRIKING



VERONA™

24 X 24




23.54 x 23.54 x 3/4

MIRAGE
Porcelain. Design. Sustainability.




Spacers are required for all porcelain paver installations. For vehicular applications, there must be a mortar install over a concrete slab. Visit Belgard.com/porcelain for additional installation details.




MIRAGE
Porcelain. Design. Sustainability.


WARM
LIVELY
AGED




DAYLIGHT

NN 01 ST



EMBER

NN 02 ST



HONEY

NN 03 ST



8 X 48



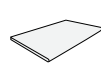
7.64 x 47.17 x 3/4

12 X 48



11.73 x 47.17 x 3/4

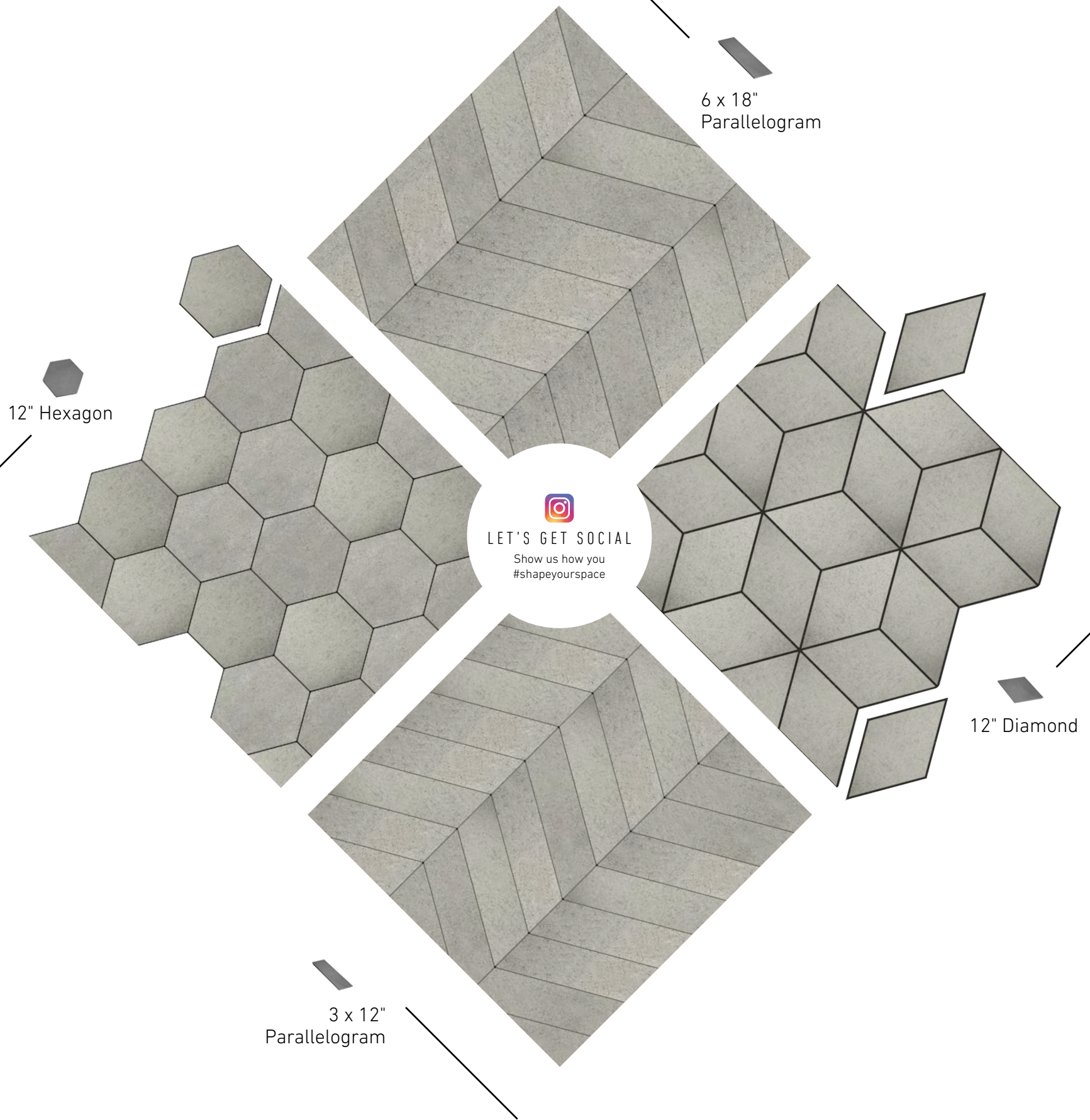
UNICO



12.99 x 23.54 x 3/4



Spacers are required for all porcelain paver installations. For vehicular applications, there must be a mortar install over a concrete slab. Visit Belgard.com/porcelain for additional installation details.



SHAPE YOUR SPACE

Create ultramodern or art deco paver designs with new geometric shapes. Use alone or in combination to add a visually interesting border, inlay or to go all out with a patio that really pops! With shapes all designed in increments of 3", you can mix and match to create a truly unique look.





VISIT Belgard.com/Geo
CONTACT YOUR BELGARD REPRESENTATIVE FOR
AVAILABILITY AND LEAD TIMES



DESIGN TIP

These shapes modulate with the new Origins and Dimensions pavers.

See page 10 for information on Modularity.





DIMENSIONS
in Moonlight
6 X 9

HOLLAND STONE
in Moonlight
4 X 8




DIMENSIONS
in Moonlight
6 X 9

BELGIAN COBBLE
in Midnight
VARIABLE

HOLLAND STONE
in Moonlight
4 X 8




ORIGINS
in Midnight
6 X 9

HOLLAND STONE
in Pewter
4 X 8



BORDERED *or* BOUNDLESS

HOLLAND STONE

DIMENSIONS



4 x 8 x 2 3/8



3 x 9 x 2 3/8



6 x 6 x 2 3/8



6 x 9 x 2 3/8

ORIGINS



3 x 3 x 2 3/8



6 x 6 x 2 3/8



6 x 9 x 2 3/8



4 x 8 x 2 3/8

BRIKSTONE FLAT COLONIAL

BELGIAN COBBLE




Variable x 2 3/8

EASY STYLE WITH BORDERS

Borders and banding can take your project to a whole new level. Ask your Belgard Authorized Contractor about complementing border options for your project.

Contact your Belgard Representative for availability and lead times.



ACCENTUATE STYLE


Using the same paver but at a different angle or choosing a contrasting color can add personality to your outdoor space. Introducing different shapes and textures can add richness and drama to even the simplest design.

TOP: Holland with Textureguard

LEFT: Melville Plank, Holland and Origins12

RIGHT: Belgian Cobble, Holland and Origins12





LEGEND



METROPOLITAN



NATURAL





HERITAGE



LEGACY

WALLS



METROPOLITAN

80
Melville™ Wall

NATURAL

78
Brisa® Wall

HERITAGE

82
Weston Stone™
3-piece & Universal

LEGACY

84
Diamond®

86
Diamond Pro®

88
Diamond® 9D

90
Diamond Pro
Stone Cut®

92
Highland Stone®

94
Sterling®

*freestanding
retaining
garden*



BRISA[®]


WALL



ARCTIC GOLD



HERITAGE



MOONLIGHT



FREESTANDING/RETAINING

VERSATILE
SCULPTED-FACE
NATURAL

FREESTANDING



6 x 6 x 5



6 x 10 x 5



6 x 16 x 5



6 x 6 x 8



6 x 10 x 8



6 x 16 x 8

RETAINING

CORNER/COLUMN



3 1/4 x 24 x 15

TRAPEZOID
DOUBLE-SIDED CAP

3 x 7/8 x 13 1/2

CAP END 3-SIDED



3 x 8 x 13 1/2

WALL END 3-SIDED



6 x 8 x 11

U START BASE BLOCK*

3 1/2 x 18 7/16 x 12*
(Sold Separately)


Recommended for use with all available
wall block units. Visit Belgard.com for
full product information.

*Note: U Start Base Block actual
coverage length is 16 1/16

For walls over 30 inches in height, soil
reinforcement is generally necessary.
A qualified engineer should be consulted
for design and analysis of structures.



ENGINEERED SOLUTIONS BY
ANCHOR[™]
WALL SYSTEMS







MELVILLE™

WALL



MIDNIGHT



MOONLIGHT



SIENNA BLEND*




FREESTANDING / RETAINING


LINEAR
CONTEMPORARY
SMOOTH

WALL BLOCK

CAP



4 x 20 x 10



2 x 20 x 13

*Special order color.

For walls over 30 inches in height, soil reinforcement is generally necessary. A qualified engineer should be consulted for design and analysis of structures.

ENGINEERED SOLUTIONS BY
ANCHOR™
WALL SYSTEMS







WESTON STONE™



ASHBURY HAZE



ASPEN BLEND



BRITTANY BEIGE



BLACK DIAMOND



COTSWOLD MIST*



MIDNIGHT*



FREESTANDING/RETAINING

TUMBLED
HERITAGE
VERSATILE

3-PIECE MODULAR



4 x 8 / 5 x 8



4 x 12 / 9 x 8




4 x 16 / 13 x 8

UNIVERSAL



4 x 8 x 12

CAP*



3 x 12½ / 8⅝ x 11

**Colors only available for the Cap.
Weston Stone is also available in non-tumbled.*







DIAMOND[®]



Colors Available At
DES MOINES, IA



GREY

TAN

PLUM BROWN

CHARCOAL*



RETAINING

ROUGH-HEWN
LARGE-SCALE
CLASSIC

** Only available in straight face*

For walls over 30 inches in height, soil reinforcement is generally necessary. A qualified engineer should be consulted for design and analysis of structures.



ENGINEERED SOLUTIONS BY
ANCHOR[™]
WALL SYSTEMS

STRAIGHT FACE



6 x 17 x 12

BEVELED FACE



6 x 15⁷/₁₆ x 12

LARGE STEP



6 x 16 x 16

XL[™] CAP



3 x 18 / 12 x 13

U START BASE BLOCK[®]



3¹/₂ x 18⁷/₁₆ x 12*
(Sold Separately)

Recommended for use with all available wall block units. Visit Belgard.com for full product information.

**Note: U Start Base Block actual coverage length is 16¹/₁₆*



DIAMOND PRO®




Colors Available At
DES MOINES, IA



GREY

TAN

Colors Available At
KANSAS CITY, MO



BUFF

GREY

CAROLINA
BLEND

CHARCOAL



MERRIAM
BLEND



RETAINING

DURABLE
LARGE-SCALE
DISTRESSED

STRAIGHT FACE



8 x 18 x 12

BEVELED FACE



8 x 18 x 12

CORNER



8 x 18 x 9

PRO CAP



4 x 17¼ / 10 x 10

U START BASE BLOCK*



3½ x 18⁷/₁₆ x 12*
(Sold Separately)

Recommended for use with all available wall block units. Visit Belgard.com for full product information.

*Note: U Start Base Block actual coverage length is 16¹/₁₆

For walls over 30 inches in height, soil reinforcement is generally necessary. A qualified engineer should be consulted for design and analysis of structures.



ENGINEERED SOLUTIONS BY
ANCHOR[™]
WALL SYSTEMS



DIAMOND[®] 9 D

Colors Available At
KANSAS CITY, MO



BRITTANY BEIGE

OXFORD

VANILLA BEIGE



RETAINING

VERSATILE
CONTRACTOR PREFERRED
NATURAL

For walls over 30 inches in height, soil reinforcement is generally necessary. A qualified engineer should be consulted for design and analysis of structures.

ENGINEERED SOLUTIONS BY
ANCHOR[™]
WALL SYSTEMS

6" FREESTANDING


3 x 4/6 x 9



6 x 12/10 x 9

6 x 15³/₄ / 17³/₄ x 9**CORNER/ COLUMN**

6 x 18 x 9

XL™ CAP

3 x 18/12 x 13

6" RETAINING


6 x 9 x 9



6 x 10 x 9

6 x 17³/₄ x 9**CORNER/ COLUMN**

6 x 18 x 9

XL™ CAP

3 x 18/12 x 13

U START BASE BLOCK*3¹/₂ x 18¹/₁₆ x 12*
(Sold Separately)

Recommended for use with all available wall block units. Visit Belgard.com for full product information.


**Note: U Start Base Block actual coverage length is 16¹/₁₆*





DIAMOND PRO STONE CUT®

Colors Available At
DES MONIES, IA



BROWNSTONE

RIVER BLEND

SANDSTONE



RETAINING

TRUSTED
TIMELESS
DEPENDABLE

For walls over 30 inches in height, soil reinforcement is generally necessary. A qualified engineer should be consulted for design and analysis of structures.

ENGINEERED SOLUTIONS BY
ANCHOR™
WALL SYSTEMS

SOLID FACE



8 x 18 x 12

LEFT VIRTUAL JOINT



8 x 18 x 12

RIGHT VIRTUAL JOINT



8 x 18 x 12

CORNER



8 x 18 x 9

XL™ CAP



3 x 18 / 12 x 13

U START BASE BLOCK*



3½ x 18¾ x 12*
(Sold Separately)

Recommended for use with all available wall block units. Visit Belgard.com for full product information.

**Note: U Start Base Block actual coverage length is 16⅞*





HIGHLAND STONE®

Colors Available At
DES MOINES, IA



BROWNSTONE



SANDSTONE



GRAYSTONE



RIVER BLEND

6" FREESTANDING



6 x 6/4 x 9



6 x 12/10 x 9



6 x 18/16 x 9

6" RETAINING



6 x 6 x 12



6 x 12 x 12



6 x 18 x 12

LARGE STEP



6 x 16 x 12

XL™ CAP



3 x 18/12 x 13

COLUMN



6 x 18 x 9

U START BASE BLOCK®

3 1/2 x 18 7/16 x 12*
(Sold Separately)

Recommended for use with all available wall block units. Visit Belgard.com for full product information.

*Note: U Start Base Block actual coverage length is 16 11/16



FREESTANDING/RETAINING

CLASSIC
SPLIT-FACE
MULTI-PIECE

For walls over 30 inches in height, soil reinforcement is generally necessary. A qualified engineer should be consulted for design and analysis of structures.

ENGINEERED SOLUTIONS BY
ANCHOR™
WALL SYSTEMS



STERLING®



Colors Available At
KANSAS CITY, MO



ASPEN



FOSSIL



GRAPHITE



FREESTANDING / RETAINING / COLUMN

PINNED SYSTEM
STRAIGHT SPLIT
MULTI-PURPOSE

**FSW/SRW/COLUMN
WALL BLOCK**



6 x 17 $\frac{3}{4}$ x 12

**ANCHOR™ FIBER-
GLASS PINS**



0.5 x 5
(Included on pallet)

XL™ CAP



3 x 18/12 x 13

U START BASE BLOCK®



3 $\frac{1}{2}$ x 18 $\frac{7}{16}$ x 12*
(Sold Separately)

*Recommended for use with all available
wall block units. Visit Belgard.com for
full product information.*



**Note: U Start Base Block actual
coverage length is 16 $\frac{11}{16}$*

*For walls over 30 inches in height, soil
reinforcement is generally necessary.
A qualified engineer should be consulted
for design and analysis of structures.*



ENGINEERED SOLUTIONS BY
ANCHOR™
WALL SYSTEMS





LEGEND



METROPOLITAN



NATURAL



*When your project demands more
from a product, these materials
offer limitless possibilities*

VISIT Belgard.com/VersatileLandscaping
FOR OUR PROJECT IDEA BOOK AND MORE

METROPOLITAN

99
Artforms™

104
Melville Tandem™

NATURAL

100
Ashlar Tandem™

102
Lamina Tandem™

VERSATILE LANDSCAPING



REVOLUTIONIZE
your PATIO



CUSTOMIZE YOUR SPACE WITH ARTFORMS™

This revolutionary system utilizes a large-format modular panel system to create infinite design possibilities with ease. High-strength concrete is mechanically fastened with stainless steel hardware creating little to no mess or disruption.



*Functionality and aesthetics
in one landscape*

Sleek, modern, and beautiful

SHAPES & SIZES



18 x 36 x 3



6 x 36 x 3

AVAILABLE COLORS



SCANDINA GREY



ROCKLAND BLACK*

Please contact your local Belgard representative for accurate samples, availability and pricing.



SEE WHAT'S POSSIBLE AT Belgard.com/Artforms
OR CHECK OUT OUR ARTFORMS IDEA BOOK




**Available in 6 x 36 x 3*



ASHLAR TANDEM™



DANVILLE
BEIGE



LONDON
GRAY



PEWTER



SHELBY
BLEND



MULTI-PIECE
CHISELED
VERSATILE

Installed in HGTV's Dream Home 2020!



Belgard.com/HGTVDreamHome

UNITS 1, 2 & 3 | all sizes arrive mixed on one pallet



7 x 13³/₁₆ x 2⁵/₈



7 x 15¹³/₁₆ x 2⁵/₈



7 x 18⁷/₁₆ x 2⁵/₈

TANDEM CAP



3¹/₄ x 24 x 15

MODULAR BLOCK




7¹/₁₆ x 7⁷/₁₆ x 7⁷/₁₆
(Connectors Included)

Visit Belgard.com/tandem for full product information.


8" CONNECTOR



TANDEM COLUMN KIT



TANDEM MODULAR GRID



Visit Belgard.com
for full product
information.

U START BASE BLOCK®



3¹/₂ x 18⁷/₁₆ x 12*
(Sold Separately)

Recommended for use with all available
wall block units. Visit Belgard.com for
full product information.

*Note: U Start Base Block actual
coverage length is 16¹/₁₆







LAMINA TANDEM™



PEWTER



SIENNA BLEND



INNOVATIVE
STACKED STONE
MULTIFACETED

UNITS 1, 2 & 3 | all sizes arrive mixed on one pallet



7 x 13¹/₁₆ x 2⁵/₈



7 x 15¹³/₁₆ x 2⁵/₈



7 x 18⁷/₁₆ x 2⁵/₈

TANDEM CAP



3¹/₄ x 24 x 15

MODULAR BLOCK



7¹/₁₆ x 7⁷/₈ x 7⁷/₈
(Connectors Included)

Visit Belgard.com/tandem for full product information.

8" CONNECTOR



TANDEM MODULAR GRID

Visit Belgard.com
for full product
information.


U START BASE BLOCK*



3¹/₂ x 18⁷/₁₆ x 12*
(Sold Separately)

Recommended for use with all available
wall block units. Visit Belgard.com for
full product information.


*Note: U Start Base Block actual
coverage length is 16¹/₁₆







MELVILLE TANDEM™



DANVILLE BEIGE

PEWTER



MULTI-PIECE
CONTEMPORARY
MODULAR

Installed in HGTV's Dream Home 2020!



[Beldgard.com/HGTVDreamHome](http://Belgard.com/HGTVDreamHome)

UNITS 1, 2 & 3 | all sizes arrive mixed on one pallet



7 x 13³/₁₆ x 2⁵/₁₆



7 x 15¹/₁₆ x 2⁵/₁₆



7 x 18⁷/₁₆ x 2⁵/₁₆

TANDEM CAP

MODULAR BLOCK

8" CONNECTOR

TANDEM COLUMN KIT

TANDEM MODULAR GRID



U START BASE BLOCK*



3¹/₄ x 24 x 15



7¹/₁₆ x 7⁷/₁₆ x 7⁷/₁₆
(Connectors Included)



Visit Beldgard.com
for full product
information.



3¹/₂ x 18⁷/₁₆ x 12*
(Sold Separately)

Recommended for use with all available
wall block units. Visit Beldgard.com for
full product information.

*Note: U Start Base Block actual
coverage length is 16¹/₁₆

Visit Beldgard.com/tandem for full product information.







LEGEND



NATURAL



HERITAGE



NATURAL

108

Beaufort Series

110

Bordeaux™ Series

112

Bristol™ Series

HERITAGE

114

Brighton™ Series

116

Weston™ Stone
Fire Pit Kit

FIRE FEATURES



BEAUFORT

SERIES



SHELBY
BODY COLOR



MIDNIGHT
ACCENT OPTION



MODULAR
NATURAL
CONTEMPORARY



GRILL ISLAND
2'6"D x 5'11"W x 3'5"H




FIREPLACE & WOOD BOXES
Fireplace: 2'7"D x 4'3"W x 7'8"H
Wood Boxes**: 2'1¼"D x 3'3"W x 3'1"H per box
(Fireplace & Wood Boxes sold separately.
Wood Boxes are sold as a pair)
Also available in XL: Approximately 9 ft. tall



XL FIREPLACE
3'2¼"D x 5'6"W x 9'H
(XL Wood box set also available)



LINEAR FIRE TABLE*
2'11"D x 6'2"W x 2'5"H



LINEAR FIREPLACE
3'6½"D x 4'5¼"W x 7'8"H

*Product image represents dimensions and shape not surface texture or product color.
Swatch represents product color only not dimensions shape or surface texture.

PLEASE NOTE: All of our fireplaces and fire pits come standard as wood-burning units. However, our fireplaces and fire pits can be retro-fitted for gas burning log sets and burners. Please contact us for more details at 877-235-4273. Be sure to check with your local municipality for any codes that may affect your installation. Grill island includes Summerset Grill and Door Set. Grill is available in propane or natural gas. Must be specified when placing order.





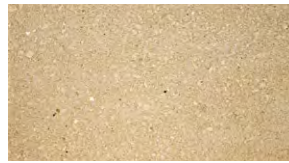


BORDEAUX™

SERIES



SIENNA
BODY COLOR



BUFF
ACCENT COLOR



PEWTER
BODY COLOR



MIDNIGHT
BODY COLOR



NATURAL
POLISHED
GRAND



GRILL ISLAND
2'6"D x 5'11"W x 3'5"H
(Grill and doors included)



FIREPLACE WOOD BOXES
2'1¼"D x 3'3"W x 3'1"H per box
(Sold as pair)




FIREPLACE
2'7"D x 4'3"W x 7'8"H



XL FIREPLACE
3'10¾"D x 5'6"W x 9'0"H
(XL wood boxes available)




LINEAR FIRE TABLE*
2'11"D x 6'2"W x 2'5"H



LINEAR FIREPLACE*
3'6½"D x 4'5¼"W x 7'8"H

*Product image represents dimensions and shape not surface texture or product color. Swatch represents product color only not dimensions shape or surface texture.

PLEASE NOTE: All of our fireplaces and fire pits come standard as wood-burning units. However, our fireplaces and fire pits can be retro-fitted for gas burning log sets and burners. Please contact us for more details at 877-235-4273. Be sure to check with your local municipality for any codes that may affect your installation. Grill island includes Somerset Grill and Door Set. Grill is available in propane or natural gas. Must be specified when placing order.





BRISTOL™

SERIES



GASCONY TAN
BODY COLOR



ASHBURY HAZE
ACCENT COLOR




COTSWOLD MIST
BODY COLOR



BROOKSTONE SLATE
ACCENT COLOR




TUMBLLED
RUSTIC
INVITING

PLEASE NOTE: All of our fireplaces and fire pits come standard as wood-burning units. However, our fireplaces and fire pits can be retro-fitted for gas burning log sets and burners. Please contact us for more details at 877-235-4273.

Be sure to check with your local municipality for any codes that may affect your installation. Grill island includes Summerset Grill and Door Set. Grill is available in propane or natural gas. Must be specified when placing order.



GRILL ISLAND

3'D x 6'4"W x 4'4"H
(Grill and doors included)



FIREPLACE WOOD BOXES

2'4"D x 3'W x 3'3"H per box
(Sold as pair)



FIREPLACE

3'D x 5'W x 9'6"H



HEARTH

2'D x 5'W x 11"H







BRIGHTON™

SERIES

GASCONY TAN
BODY COLOR



ASHBURY HAZE
ACCENT COLOR



COTSWOLD MIST
BODY COLOR



BROOKSTONE SLATE
ACCENT COLOR



H
TUMBLER
RUSTIC
VICTORIAN



FIREPLACE


3'4"D x 4'4"W x 8'4"H



FIREPLACE WOOD BOXES

2'4"D x 2'8"W x 2'11"H per box
(Sold as pair)

PLEASE NOTE: All of our fireplaces and fire pits come standard as wood-burning units. However, they can be retro-fitted for gas burning log sets and burners. Please contact us for more details at 877-235-4273. Be sure to check with your local municipality for any codes that may affect your installation.







WESTON STONE™

FIRE PIT KIT



BRITTANY BEIGE

BLACK DIAMOND



CLEAN
VERSATILE
TUMBLED

ROUND FIRE PIT:

Outside is 4' 5" in diameter
Stacks up to 3 rows high
Metal ring insert included

ROUND FIRE PIT KIT



4 x 6/8⁵/₈ x 8

Weston Stone is also available in non-tumbled.








LEGEND



NATURAL

LEGACY

ACCESSORIES



NATURAL

120

Anglia Edger®

121

Esplanade Caps

122

Granika Step®

123

Landings™ Step Unit

LEGACY

124

Marina™ Coping

125

Anchor™ Caps



COTSWOLD MIST



GASCONY TAN



CHISELED
TAPERED
ACCENT



ANGLIA
EDGER®

MULTI-PIECE



5 1/4 x 7 5/8 x 8



5 1/4 x 10 x 8



5 1/4 x 15 5/8 x 8



5 1/4 x 17 3/4 x 8




ESPLANADE

CAPS




LIMESTONE



SLATE GRAY



INNOVATIVE
NATURAL
SCULPTED

BULLNOSE CAP14 x 36 x 2 $\frac{3}{8}$ WALL CAP15 x 42 x 2 $\frac{3}{8}$ COLUMN CAP25 x 25 x 2 $\frac{3}{8}$



ASHBURY HAZE



COTSWOLD MIST



NATURAL
DURABLE
TEXTURED



GRANIKA STEP[®]

STEP UNIT




38 x 16 x 6




LANDINGS™

STEP UNIT



BLU STONE



BROWN*



DESERT TAN*



MOONLIGHT


 QUARRY
 CONTEMPORARY
 NATURAL

Installed in HGTV's Dream Home 2020 & 2021!


DREAM HOME
 PROUD SPONSOR 2020


DREAM HOME
 PROUD SPONSOR 2021

[Beldard.com/HGTVDreamHome](http://Belgard.com/HGTVDreamHome)

STEP UNIT



6 x 48 x 18

**Special order colors*

ENGINEERED SOLUTIONS BY
ANCHOR
 WALL SYSTEMS



ASHBURY HAZE



CHARCOAL



COTSWOLD MIST



GASCONY TAN



BULLNOSED
DISTINCTIVE
ACCENT



MARINATM
COPING

COPING | 60MM




6 x 12 x 2 $\frac{3}{8}$



ANCHORTM CAPS

PILLAR, SEAT WALL & FIRE PIT



ANTHRACITE



LEATHER



CHISELED
FINISHED TOUCH
OVERSIZED

30" PILLAR CAP



30 x 30 x 2½

24" PILLAR CAP



24 x 24 x 2½

SEAT WALL CAP



14 x 30 x 2½

FIRE PIT CAP



56 outside diameter x 2½

Four units are needed
to make a complete
fire pit ring.

COMPLETE PAVER CARE

For over 35 years, installers and homeowners everywhere trust the effectiveness and durability of Techniseal® products to keep their hardscapes as beautiful as they envisioned.

Over 35 million sq. ft. of sealer coverage shipped from 2016 to present – 43 times the size of Madison Square Garden in New York

Over 107 million sq. ft. of sand coverage shipped from 2016 to present – 3 times the size of Central Park in New York

Over 98,000 gallons of cleaners shipped from 2016 to present – the equivalent of 36 minutes of water dropping from Burney Falls in California





INSTALL

SANDS

High-performance jointing materials remain flexible to withstand seasonal weather impact, with lasting durability to prevent weed and insect invasion. Sand is available in a variety of colors to suit your style; contact your local Belgard® Representative for your regional offerings.



CLEAN

CLEANERS



Superior solutions for any cleaning challenge, from light cleaning to deep oil, rust, or grime removal.



PROTECT

SEALERS








Enhance the look of your outdoor space with the perfect finish, while protecting your hardscape from weathering and staining.

PREVENTATIVE MAINTENANCE

Untreated concrete pavers are porous and can absorb stains if not properly maintained. To keep your space looking its best, address surface grime and stubborn spots with Techniseal specialized cleaners to help prevent long-term damage to your pavers. Select a high-quality Techniseal sealer in your preferred finish to enhance your hardscape's overall look and help prevent stains. Whether installing a new hardscape or restoring an existing space, Techniseal offers solutions to maximize the life of concrete pavers.




PAVERS




PALLET INFORMATION




BELGIAN COBBLE		SQFT/ PALLET	SQFT/ LAYER	LAYER/ PALLET	UNITS/ PALLET	WEIGHT/ PALLET	LNFT/PALLET (SOLDIER)	LNFT/PALLET (SAILOR)	
MULT-PIECE		Variable x 2%	68	-	-	320	1640	-	-
BRIKSTONE		SQFT/ PALLET	SQFT/ LAYER	LAYER/ PALLET	UNITS/ PALLET	WEIGHT/ PALLET	LNFT/PALLET (SOLDIER)	LNFT/PALLET (SAILOR)	
		4 x 8 x 2 $\frac{3}{8}$	120	12	10	540	3348	180	360
CAMBRIDGE COBBLE®		SQFT/ PALLET	SQFT/ LAYER	LAYER/ PALLET	UNITS/ PALLET	WEIGHT/ PALLET	LNFT/PALLET (SOLDIER)	LNFT/PALLET (SAILOR)	
SQUARE		6 x 6 x 2 $\frac{3}{8}$	120	12	10	480	3288	220	220
RECTANGLE		6 x 9 x 2 $\frac{3}{8}$	113	11.3	10	300	2995	138	206
DIMENSIONS 6, 12, 18		SQFT/ PALLET	SQFT/ LAYER	LAYER/ PALLET	UNITS/ PALLET	WEIGHT/ PALLET	LNFT/PALLET (SOLDIER)	LNFT/PALLET (SAILOR)	
3-PIECE		3 x 6 x 2 $\frac{3}{8}$ 6 x 6 x 2 $\frac{3}{8}$ 6 x 9 x 2 $\frac{3}{8}$	120	12	10	480	3325	-	240
		6 x 12 x 2 $\frac{3}{8}$ 12 x 12 x 2 $\frac{3}{8}$ 18 x 12 x 2 $\frac{3}{8}$	120	12	10	120	3516	-	120
		9 x 18 x 2 $\frac{3}{8}$ 18 x 18 x 2 $\frac{3}{8}$ 27 x 18 x 2 $\frac{3}{8}$	112.5	11.3	10	50	3152	-	-


PAVERS

PALLET INFORMATION

DIMENSIONS SLABS		SQFT/ PALLET	SQFT/ LAYER	LAYER/ PALLET	UNITS/ PALLET	WEIGHT/ PALLET	LNFT/PALLET (SOLDIER)	LNFT/PALLET (SAILOR)
	12 x 24 x 2 ³ / ₈	120	12	10	60	3384	60	120
	24 x 24 x 2 ³ / ₈	80	12	10	20	2256	40	40
	24 x 36 x 2 ³ / ₈	37.352	4.669	10	56	-	112	168




DIMENSIONS ACCENTS		SQFT/ PALLET	SQFT/ LAYER	LAYER/ PALLET	UNITS/ PALLET	WEIGHT/ PALLET	LNFT/PALLET (SOLDIER)	LNFT/PALLET (SAILOR)
ACCENTS		103	10.3	10	550	2805	-	-
		120	12	10	480	3516	240	240
		120	12	10	320	3297	225	150





DUBLIN COBBLE® & CIRCLE		SQFT/ PALLET	SQFT/ LAYER	LAYER/ PALLET	UNITS/ PALLET	WEIGHT/ PALLET	LNFT/PALLET (SOLDIER)	LNFT/PALLET (SAILOR)
3-PIECE MODULAR		20.84	1.89	-	176	-	-	-
		44.98	3.91	-	176	-	-	-
		64.20	5.84	-	176	-	-	-
TOTAL		128	11.63	11	528	3200	170	256



CIRCLE KIT		5 ⁷ / ₈ x variable x 2 ³ / ₈ Circle Kit can also be used as Dublin Circle when reversed.	73	-	10	-	2121	-	-
------------	---	---	----	---	----	---	------	---	---








PAVERS

PALLET INFORMATION

 HOLLAND STONE			SQFT/ PALLET	SQFT/ LAYER	LAYER/ PALLET	UNITS/ PALLET	WEIGHT/ PALLET	LNFT/PALLET (SOLDIER)	LNFT/PALLET (SAILOR)
STANDARD		4 x 8 x 2 $\frac{3}{8}$ "	120	12	10	540	3112	180	360
		4 x 8 x 2 $\frac{3}{8}$ "	120	12	10	540	3348	180	360








 LAFITT [®] RUSTIC SLAB			SQFT/ PALLET	SQFT/ LAYER	LAYER/ PALLET	UNITS/ PALLET	WEIGHT/ PALLET	LNFT/PALLET (SOLDIER)	LNFT/PALLET (SAILOR)
3-PIECE COMBO		15 x 7 $\frac{1}{2}$ x 2 $\frac{3}{8}$ "	-	-	-	-	-	-	-
		15 x 15 x 2 $\frac{3}{8}$ "	-	-	-	-	-	-	-
		15 x 22 $\frac{1}{2}$ x 2 $\frac{3}{8}$ "	-	-	-	-	-	-	-
	TOTAL			116.5	11.68	10	72	3170	-

 MEGA-ARBEL [®]			SQFT/ PALLET	SQFT/ LAYER	LAYER/ PALLET	UNITS/ PALLET	WEIGHT/ PALLET	LNFT/PALLET (SOLDIER)	LNFT/PALLET (SAILOR)
80MM		15 $\frac{3}{8}$ x 21 x 3 $\frac{1}{8}$ "	103.4	8.62	12	72	2896	-	-

 MELVILLE [™] PLANK			SQFT/ PALLET	SQFT/ LAYER	LAYER/ PALLET	UNITS/ PALLET	WEIGHT/ PALLET	LNFT/PALLET (SOLDIER)	LNFT/PALLET (SAILOR)
3-PIECE SMALL		5 x 11 $\frac{1}{16}$ x 2 $\frac{3}{8}$ "	-	-	-	70 of each	-	-	-
		5 x 15 $\frac{3}{4}$ x 2 $\frac{3}{8}$ "	-	-	-		-	-	-
		5 x 19 $\frac{1}{16}$ x 2 $\frac{3}{8}$ "	-	-	-	210 total	-	-	-
	TOTAL			114.5	11.45	10	-	3356	-
3-PIECE LARGE		7 $\frac{1}{2}$ x 11 $\frac{1}{16}$ x 2 $\frac{3}{8}$ "	-	-	-	50 of each	-	-	-
		7 $\frac{1}{2}$ x 15 $\frac{3}{4}$ x 2 $\frac{3}{8}$ "	-	-	-		-	-	-
		7 $\frac{1}{2}$ x 19 $\frac{1}{16}$ x 2 $\frac{3}{8}$ "	-	-	-	150 total	-	-	-
	TOTAL			122.7	12.27	10	-	3595	-


PAVERS




PALLET INFORMATION




MELVILLE™ SLAB		SOFT/ PALLET	SOFT/ LAYER	LAYER/ PALLET	UNITS/ PALLET	WEIGHT/ PALLET	LNFT/PALLET (SOLDIER)	LNFT/PALLET (SAILOR)
3-PIECE COMBO , 60MM	 15 x 7 1/2 x 2 3/8	116.5	11.65	10	72	3159	-	-
	 15 x 15 x 2 3/8							
	 15 x 22 x 2 3/8							
3-PIECE COMBO , 80MM	 15 x 7 1/2 x 3 1/8	83.97	11.99	7	56	3079	-	-
	 15 x 15 x 3 1/8							
	 15 x 22 x 3 1/8							
ACCENT 80MM	 15 x 7 1/2 x 3 1/8	79.66	11.75	7	105	2924	-	-

PAVERS







PALLET INFORMATION

OLD YORK™			SQFT/ PALLET	SQFT/ LAYER	LAYER/ PALLET	UNITS/ PALLET	WEIGHT/ PALLET	LNFT/PALLET (SOLDIER)	LNFT/PALLET (SAILOR)
60MM		3 ¹⁵ / ₁₆ x 7 ⁷ / ₈ x 2 ³ / ₈	116.25	11.625	10	540	3216	180	331

ORIGINS 6, 12, 18			SQFT/ PALLET	SQFT/ LAYER	LAYER/ PALLET	UNITS/ PALLET	WEIGHT/ PALLET	LNFT/PALLET (SOLDIER)	LNFT/PALLET (SAILOR)
3-PIECE		3 x 6 x 2 ³ / ₈ 6 x 6 x 2 ³ / ₈ 6 x 9 x 2 ³ / ₈	120	12	10	480	3325	-	240
		6 x 12 x 2 ³ / ₈ 12 x 12 x 2 ³ / ₈ 18 x 12 x 2 ³ / ₈	120	12	10	120	3516	-	120
		9 x 18 x 2 ³ / ₈ 18 x 18 x 2 ³ / ₈ 27 x 18 x 2 ³ / ₈	120	12	10	30	3516	-	100



ORIGINS ACCENTS			SQFT/ PALLET	SQFT/ LAYER	LAYER/ PALLET	UNITS/ PALLET	WEIGHT/ PALLET	LNFT/PALLET (SOLDIER)	LNFT/PALLET (SAILOR)
ACCENTS		3 x 3 x 2 ³ / ₈	96.3	9.6	10	1650	2722	412.5	412.5
		6 x 6 x 2 ³ / ₈	120	12	10	480	3516	240	240
		6 x 9 x 2 ³ / ₈	112.5	11.25	10	320	3296	160	240




PERMEABLE PAVERS PALLET INFORMATION


AQUA ROC			SQFT/ PALLET	SQFT/ LAYER	LAYER/ PALLET	UNITS/ PALLET	WEIGHT/ PALLET	LNFT/PALLET (SOLDIER)	LNFT/PALLET (SAILOR)
AQUA ROC I		4½ x 9 x 3⅝	90	11.25	8	320	2280	120	240
AQUA ROC II		4½ x 8 x 3⅝	9.20	10	-	-	2944	-	-
<i>Available for mechanical Installation</i>									
TURFSTONE™			SQFT/ PALLET	SQFT/ LAYER	LAYER/ PALLET	UNITS/ PALLET	WEIGHT/ PALLET	LNFT/PALLET (SOLDIER)	LNFT/PALLET (SAILOR)
80MM		15¾ x 235/8 x 3⅝	103.2	12.6	8	40	2377	52.5	78.75
URBANA STONE®			SQFT/ PALLET	SQFT/ LAYER	LAYER/ PALLET	UNITS/ PALLET	WEIGHT/ PALLET	LNFT/PALLET (SOLDIER)	LNFT/PALLET (SAILOR)
3-PIECE MODULAR 60MM		8 x 4 x 2⅜	-	-	-	-	-	-	-
		8 x 8 x 2⅜	-	-	-	-	-	-	-
		8 x 12 x 2⅜	-	-	-	-	-	-	-
TOTAL			93	11.625	3	216	3419	-	-



PORCELAIN PAVERS


PALLET INFORMATION

 GLOCAL			GROSS WEIGHT / BOX	PIECES / BOX	SQFT / BOX	BOXES / PALLET	SQFT / PALLET	GROSS WEIGHT / PALLET
24 X 24		23.54 x 23.54 x 3/4	72	2	7.75	30	232.5	2160












 QUARZITI 2.0			GROSS WEIGHT / BOX	PIECES / BOX	SQFT / BOX	BOXES / PALLET	SQFT / PALLET	GROSS WEIGHT / PALLET
24 X 24		23.54 x 23.54 x 3/4	72	2	7.75	30	232.5	2160
		23.54 x 47.17 x 3/4	74	1	7.75	35	271.25	2621





 VERONA™			GROSS WEIGHT / BOX	PIECES / BOX	SQFT / BOX	BOXES / PALLET	SQFT / PALLET	GROSS WEIGHT / PALLET
24 X 24		23.54 x 23.54 x 3/4	72	2	7.75	30	232.5	2160

 NOON			GROSS WEIGHT / BOX	PIECES / BOX	SQFT / BOX	BOXES / PALLET	SQFT / PALLET	GROSS WEIGHT / PALLET
8 X 48		7.80 x 47.17 x 3/4	46	2	5.06	30	151.8	1380

 UNICO			GROSS WEIGHT / BOX	PIECES / BOX	LN FT / BOX	BOXES / PALLET	LN FT / PALLET	GROSS WEIGHT / PALLET
UNICO		12.99 x 23.54 x 3/4	52	3	6	40	240	2080





WALLS PALLET INFORMATION




			SQFT/ PALLET	SQFT/ LAYER	LAYER/ PALLET	UNITS/ PALLET	UNITS/ SQFT	WEIGHT/ UNIT	WEIGHT/ PALLET
FREESTANDING WALL		6 x 6 x 5	3.75	1.5	-	30	0.25	11	-
		6 x 10 x 5	6.25	2.5	-	30	0.42	19	-
		6 x 16 x 5	20	8	-	60	0.67	28	-
	TOTAL			30	12	5	120	-	-
RETAINING WALL		6 x 6 x 8	3.75	1.25	-	15	0.25	20	-
		6 x 10 x 8	6.25	2.09	-	15	0.42	31	-
		6 x 16 x 8	20	6.67	-	30	0.67	52	-
	TOTAL			30	10	3	60	-	103
CORNER		6 x 16 x 8	29	9.34	2	28	1.03	57	1648
CAP		3 x 8 x 13½	68	8	144	126	0.63	22	2824
CAP END		3 x 8 x 13½	6 SF 24 LF	3	2	36	0.67	21	854
WALL END		6 x 8 x 11	13.98	6.99	2	63	0.33	37	2395

			SQFT/ PALLET	SQFT/ LAYER	LAYER/ PALLET	UNITS/ PALLET	UNITS/ SQFT	WEIGHT/ UNIT	WEIGHT/ PALLET
STRAIGHT		6 x 17 x 12	25.92	-	8	36	.72	60	2160
BEVELED		6 x 15¾ x 12	24.12	-	8	36	.67	60	2460
LARGE STEP		6 x 16 x 12	28.88	-	8	40	.67	85	3400

WALLS

PALLET INFORMATION

		SQFT/ PALLET	SQFT/ LAYER	LAYER/ PALLET	UNITS/ PALLET	UNITS/ SQFT	WEIGHT/ UNIT	WEIGHT/ PALLET	
FREESTANDING WALL		3 x 4/6 x 9	26.4	-	-	40 (sets)	.71	73	2378
		6 x 12/10 x 9		-					
		6 x 15 ³ / ₄ / 17 ³ / ₄ x 9	26.4	-	-	40	-	-	2378










RETAINING WALL		3 x 4/6 x 9	35.52	-	-	48	.79	-	3090
		6 x 12/10 x 9		-				-	
		6 x 15 ³ / ₄ / 17 ³ / ₄ x 9	35.52	-	-	48	.74	73	2900




COLUMN		6 x 18 x 9	3.55	-	-	40	1.13	75	3300
--------	---	------------	------	---	---	----	------	----	------




		SQFT/ PALLET	SQFT/ LAYER	LAYER/ PALLET	UNITS/ PALLET	UNITS/ SQFT	WEIGHT/ UNIT	WEIGHT/ PALLET	
STRAIGHT		8 x 18 x 12	45	9	5	45	1	79	3552
BEVELED		8 x 18 x 12	45	9	5	45	1	77	2768
CORNER		8 x 18 x 9	-	-	-	20	-	123	3676

WALLS

PALLET INFORMATION







		SQFT/ PALLET	SQFT/ LAYER	LAYER/ PALLET	UNITS/ PALLET	SQFT/ UNITS	WEIGHT/ UNIT	WEIGHT/ PALLET
FREESTANDING WALL		26.4	-	-	36	0.21	20	2870
			-			0.46	45	
		26.4	-	-	40	0.71	73	2870
RETAINING WALL		8	-	8	27	0.25	30	-
		13.5	-	8	27	0.50	59	
		27	-	8	36	0.75	73	
CORNER		15	-	-	40	.75	75	1600
CAP		15	-	-	80	-	60	2800

		SQFT/ PALLET	SQFT/ LAYER	LAYER/ PALLET	UNITS/ PALLET	UNITS/ SQFT	WEIGHT/ UNIT	WEIGHT/ PALLET
UNIT		26.66 SRW 53.33 FSW	4.44 SRW 8.88 FSW	6	48	0.55	65.6	3149
CAP		100 LF	10 LF	10	60	1.66 LF	40.83	2450





		SQFT/ PALLET	SQFT/ LAYER	LAYER/ PALLET	UNITS/ PALLET	UNITS/ SQFT	WEIGHT/ UNIT	WEIGHT/ PALLET
BLOCK		33.3	6.66	5	45	.74	88.5	3983
CAP		-	-	8	72	-	49	3525






WALLS

PALLET INFORMATION

WESTON STONE™			SQFT/ PALLET	SQFT/ LAYER	LAYER/ PALLET	UNITS/ PALLET	UNITS/ SQFT	WEIGHT/ UNIT	WEIGHT/ PALLET
WALL UNITS		4 x 8 / 5 x 8	42 SRW 36FSW	1.32	-	42	0.22	16.91	710
		4 x 12 / 9 x 8		1.98	-	42	.033	26.23	1102
		4 x 16 / 13 x 8		2.64	-	42	0.44	36.41	1529
TOTAL			-	5.94	7	126	0.99	-	3341
UNIV.		4 x 12 x 8	39.6	7.62	5	120	0.33	30.14	3617
CAP		3 x 12½ / 8½ x 11	-	-	-	88	28.3	-	-
U START BASE BLOCK®			SQFT/ PALLET	SQFT/ LAYER	LAYER/ PALLET	UNITS/ PALLET	SQFT/ UNITS	WEIGHT/ UNIT	WEIGHT/ PALLET
BASE BLOCK		3½ x 18¼ x 12	77.84 LF	11.12 LF	7	56	1.39 LF	50.7	2839

VERSATILE WALLS PALLET INFORMATION

ARTFORMS™		SQFT/ PALLET	SQFT/ LAYER	LAYER/ PALLET	UNITS/ PALLET	UNITS/ SQFT	WEIGHT/ LAYER	WEIGHT/ PALLET
OPEN END		76 x 457 x 914mm 3 x 18 x 36"	-	-	-	9	-	-
CLOSE END		76 x 457 x 914mm 3 x 18 x 36"	-	-	-	9	-	-
TOTAL		81	-	9	18	-	-	2711
OPEN END		76 x 152 x 914mm 3 x 6 x 36"	-	-	-	3	-	-
CLOSE END		76 x 152 x 914mm 3 x 6 x 36"	-	-	-	18	-	-
TOTAL		31.5	-	3	21	-	-	1095

ASHLAR TANDEM™		SQFT/ PALLET	SQFT/ LAYER	LAYER/ PALLET	UNITS/ PALLET	UNITS/ SQFT	WEIGHT/ LAYER	WEIGHT/ PALLET
UNIT 1		7 x 13 ³ / ₁₆ x 2 ⁵ / ₈	19.2	3.2	-	30	.64	-
UNIT 2		7 x 15 ¹³ / ₁₆ x 2 ⁵ / ₈	23.1	3.85	-	30	.77	-
UNIT 3		7 x 18 ⁷ / ₁₆ x 2 ⁵ / ₈	27	4.5	-	30	.9	-
TOTAL		70.10	11.69	6	90	2.31	175	2082
CAP		15 x 24 x 3 ¹ / ₄	20 SF 64 LF	2.5	8	.625 SF 2 LF	373.75	2990
COLUMN UNIT		7 x 18 ¹ / ₂ x 2 ⁵ / ₈	45.43	9	5	45	2 Columns/ Pallet	461.2

TANDEM COLUMN KIT

1 Column Cage Frame 1 Bag of Connectors Veneer

TANDEM UNITS



COLUMN GRID HEIGHT 42"



CONNECTOR



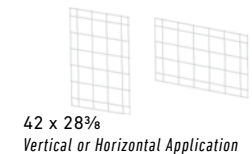
TANDEM MODULAR GRID

1 Grid Piece 25 Veneer 10 Loop Clamps & Screws

TANDEM UNITS








MODULAR GRID









CONNECTOR



VERSATILE WALLS PALLET INFORMATION

LAMINA TANDEM™		SQFT/ PALLET	SQFT/ LAYER	LAYER/ PALLET	UNITS/ PALLET	UNITS/ SQFT	WEIGHT/ LAYER	WEIGHT/ PALLET
UNIT 1	 7 x 15 ¹³ / ₁₆ x 2 ⁵ / ₈	15.576	2.596	-	24	.649	77.08	462.48
UNIT 2	 7 x 18 ⁷ / ₁₆ x 2 ⁵ / ₈	18.696	3.116	-	24	.779	92.52	555.12
UNIT 3	 7 x 21 ¹ / ₁₆ x 2 ⁵ / ₈	21.816	3.636	-	24	.909	108	648
TOTAL		56.08	9.346	6	72	-	277.6	1666
CAP	 15 x 24 x 3 ¹ / ₄	-	-	5	32	-	328	1640
COLUMN UNIT	 7 x 18 ⁷ / ₁₆ x 2 ⁵ / ₈	45.43	9	5	45	2 Columns/ Pallet	461.2	1313

MELVILLE TANDEM™ *		SQFT/ PALLET	SQFT/ LAYER	LAYER/ PALLET	UNITS/ PALLET	UNITS/ SQFT	WEIGHT/ LAYER	WEIGHT/ PALLET
UNIT 1	 7 x 13 ³ / ₁₆ x 2 ⁵ / ₈	19.2	3.2	-	30	.64	95	570
UNIT 2	 7 x 15 ¹³ / ₁₆ x 2 ⁵ / ₈	23.1	3.85	-	30	.77	116	696
UNIT 3	 7 x 18 ⁷ / ₁₆ x 2 ⁵ / ₈	27	4.5	-	30	.90	136	816
TOTAL		70.10	11.69	6	90	2.31	347	2082
CAP	 15 x 24 x 3 ¹ / ₄	20 SF 64 LF	2.5	8	32	.625 SF 2 LF	373.75	2990
COLUMN UNIT	 7 x 15 ¹³ / ₁₆ x 2 ⁵ / ₈	45.43	9	5	45	2 Columns/ Pallet	461.2	1313

TANDEM® MODULAR BLOCK		SQFT/ PALLET	SQFT/ LAYER	LAYER/ PALLET	UNITS/ PALLET	SQFT/ UNITS	WEIGHT/ LAYER	WEIGHT/ PALLET
BLOCK	 7 ¹ / ₁₆ x 7 ⁷ / ₈ x 7 ⁷ / ₈	49.29	12.32	4	128	0.389	704	2816



FIRE FEATURES PALLET INFORMATION

BEAUFORT SERIES	BODY / ACCENT COLOR	ITEM CODE	PALLET WEIGHT
Linear Fireplace	Shelby / Midnight	13000022	3700
Fireplace	Shelby / Midnight	13070010	4170
Wood Boxes	Shelby / Midnight	13140505	3070
XL Fireplace	Shelby / Midnight	13089999	6800
XL Wood Boxes	Shelby / Midnight	13140005	4000
Grill Island (NG)	Shelby / Midnight	13110518	2500
Grill Island (LP)	Shelby / Midnight	13110818	2500


BORDEAUX™ SERIES	BODY / ACCENT COLOR	ITEM CODE	UNIT WEIGHT
Linear Fireplace	Sienna / Buff	13000021	3700
Fireplace	Sienna / Buff	70300791	4200
XL Fireplace	Sienna / Buff Sienna / Midnight Pewter / Midnight	13089999	6800
Wood Boxes	Sienna / Buff	13140001	3070
XL Wood Boxes	Sienna / Buff Sienna / Midnight Pewter / Midnight	13140005	4000
Grill Island (NG)	Sienna / Buff	13110010	3055
Grill Island (LP)	Sienna / Buff	13110011	3055
Linear Fireplace	Sienna / Midnight	13000019	3700
Fireplace	Sienna / Midnight	13070014	4200
Wood Boxes	Sienna / Midnight	13140020	3070
Grill Island (NG)	Sienna / Midnight	13110014	3055
Grill Island (LP)	Sienna / Midnight	13110015	3055
Linear Fireplace	Pewter / Midnight	13000020	3700



BRISTOL™ SERIES	BODY / ACCENT COLOR	ITEM CODE	UNIT WEIGHT
Fireplace	Gascony / Ashbury	70580261	7245
Wood Boxes	Gascony / Ashbury	70580334	3950
Hearth	Gascony / Ashbury	70580262	1180
Grill Island (NG)	Gascony / Ashbury	13110008	4125
Grill Island (LP)	Gascony / Ashbury	11130250	4125
Fireplace	Cotswold / Brookstone	70580312	7245
Wood Boxes	Cotswold / Brookstone	70580534	3950
Hearth	Cotswold / Brookstone	70580309	1180
Grill Island (NG)	Cotswold / Brookstone	13110009	4125
Grill Island (LP)	Cotswold / Brookstone	13110256	4125


BRIGHTON™ SERIES	BODY / ACCENT COLOR	ITEM CODE	UNIT WEIGHT
Fireplace	Gascony / Ashbury	70580007	5825
Wood Boxes	Gascony / Ashbury	70300046	3200
Fireplace	Cotswold / Brookstone	70580378	5825
Wood Boxes	Cotswold / Brookstone	70580291	3200





WESTON STONE™ FIRE PIT		SQFT/ PALLET	SQFT/ LAYER	LAYER/ PALLET	UNITS/ PALLET	SQFT/ UNITS	WEIGHT/ PALLET
UNIT 1		4 x 8 x 8	-	-	36	-	-
UNIT 2		4 x 12 x 8	-	-	36	-	-
TOTAL		-	-	4	-	-	1632

ACCESSORIES PALLET INFORMATION

ANCHOR™ FIRE PIT CAP			SQFT/ PALLET	SQFT/ LAYER	LAYER/ PALLET	UNITS/ PALLET	UNITS/ SQFT	WEIGHT/ UNIT	WEIGHT/ PALLET
CAP		56 Outside Diameter x 2½	-	-	-	8	-	75	626


ANCHOR™ PILLAR CAPS			SQFT/ PALLET	SQFT/ LAYER	LAYER/ PALLET	UNITS/ PALLET	UNITS/ SQFT	WEIGHT/ UNIT	WEIGHT/ PALLET
30" CAP		30 x 30 x 2½	-	-	-	6	-	243	1512
		24 x 24 x 2½	-	-	-	8	-	115	742


ANCHOR™ SEAT WALL CAP			SQFT/ PALLET	SQFT/ LAYER	LAYER/ PALLET	UNITS/ PALLET	UNITS/ SQFT	WEIGHT/ UNIT	WEIGHT/ PALLET
CAP		14 x 30 x 2½	-	-	-	18	-	57	1080


ANGLIA EDGER®			SQFT/ PALLET	SQFT/ LAYER	LAYER/ PALLET	UNITS/ PALLET	WEIGHT/ PALLET	LNFT/PALLET (SOLDIER)	LNFT/PALLET (SAILOR)
EDGER UNITS		5¼ x 7⅝ x 8	-	-	-	88	-	-	7.5
		5¼ x 10 x 8	-	-	-	16	-	-	10
		5¼ x 15⅝ x 8	-	-	-	88	-	-	15.5
		5¼ x 17¼ x 8	-	-	-	96	-	-	35
TOTAL			-	-	3	120	2550	-	69.75

ACCESSORIES PALLET INFORMATION

ESPLANADE CAP			SQFT/ PALLET	SQFT/ LAYER	LAYER/ PALLET	UNITS/ PALLET	UNITS/ SQFT	WEIGHT/ UNIT	WEIGHT/ PALLET
BULL- NOSE		14 x 36 x 2 3/8	-	-	-	16	-	-	1568
WALL CAP		15 x 42 x 2 3/8	-	-	-	16	-	-	1968
PIER CAP		25 x 25 x 2 3/8	-	-	-	16	-	-	1952


















GRANIKA STEP®			SQFT/ PALLET	SQFT/ LAYER	LAYER/ PALLET	UNITS/ PALLET	SQFT/ UNITS	WEIGHT/ UNIT	WEIGHT/ PALLET
STEP UNIT		6 x 38 x 16	25.33	6.33	4	8	3.17	-	2250









LANDINGS™ STEP UNIT			SQFT/ PALLET	SQFT/ LAYER	LAYER/ PALLET	UNITS/ PALLET	UNITS/ SQFT	WEIGHT/ UNIT	WEIGHT/ PALLET
STEP UNIT		48 x 18 x 6	24 LF	4 LF	3	6	-	-	2760

MARINA™ COPING			SQFT/ PALLET	SQFT/ LAYER	LAYER/ PALLET	UNITS/ PALLET	UNITS/ SQFT	WEIGHT/ UNIT	WEIGHT/ PALLET
COPING		6 x 12 x 2 3/8	97.5 LF	2.5 LF	5	195	-	-	3608











PRODUCT INDEX

PAVERS

 Aqua Roc™.....	60
 Belgian Cobble®.....	46
 Brikstone™ Flat Colonial.....	54
 Cambridge Cobble®.....	56
 Dimensions™ With Textureguard.....	30
 Dimensions™ With Truecolor.....	31
 Dimensions™ Slabs.....	32
 Dimensions™ Accents.....	36
 Dublin Cobble®.....	48
 Glocal.....	66
 Holland Stone.....	58
 Lafitt® Rustic Slab.....	42
 Mega-Arbel®.....	44
 Melville™ Slab.....	40
 Melville™ Plank.....	38
 Noon.....	71
 Origins™ With Textureguard.....	34

 Origins™ With Truecolor.....	35
 Origins™ Accents.....	37
 Quarziti 2.0.....	68
 Slaton Plus™ Tumbled.....	50
 Turfstone.....	61
 Urbana® Stone.....	62
 Old York™.....	52
 Verona™.....	70





WALLS

 Artforms™.....	99
 Ashlar Tandem™.....	100
 Brisa Wall®.....	78
 Diamond® Series.....	84-90
 Highland Stone®.....	92
 Lamina Tandem™.....	102
 Melville Tandem™.....	104
 Melville™ Wall.....	80
 Sterling™.....	94
 Weston Stone™.....	82

FIRE FEATURES

 Beaufort Series.....	108
 Bordeaux™ Series.....	110
 Bristol™ Series.....	112
 Brighton™ Series.....	114
 Weston Stone™ Fire Pit Kit.....	116

ACCESSORIES

 Anglia Edger®.....	120
 Esplandada Caps.....	121
 Granika Step®.....	122
 Landings™ Step.....	123
 Marina™ Coping.....	124
 Anchor Caps.....	125

COLLECTIONS LEGEND

	Metropolitan Collection
	Natural Collection
	Heritage Collection
	Legacy Collection
	Environmental Collection
	Porcelain Collection

STAY CONNECTED

 OutdoorLivingbyBelgard

 BelgardHardscapes

 Belgard

 BelgardOutdoorLiving

 Belgard

 Belgard.com/Blog

PEACE OF MIND, GUARANTEED

LIFETIME TRANSFERABLE LIMITED WARRANTY

Oldcastle® APG, Inc. ("Belgard") is proud to inform you that all of our interlocking concrete paver and retaining walls ("Products") meet and/or exceed the requirements of ASTM C-936 and ASTM C-1372. Belgard® guarantees its Products against these standards for the lifetime of the Product defined by ICPI. This guarantee does not apply to splitting, chipping or other breakage that could be caused by impact, abrasion or overloading. This warranty is transferable. The original proof of purchase is required.

This warranty is only valid if the material is installed under the guidelines of the ICPI (www.ICPI.org), The NCMA (www.ncma.org) or the Belgard Installation Guideline Manual. Improper installation voids this warranty. This warranty is for residential applications only and does not apply to commercial applications. It is recommended that the job be installed by a Belgard Contractor Program participant who guarantees their workmanship for a minimum of 3 years from the date of install. For warranty service, contact Belgard at 1-877-BELGARD. A service representative will investigate your claim within 10 business days. If the Belgard product fails to meet the specifications, Belgard will replace the defective product at no charge. Color matching cannot be guaranteed. Belgard will not be responsible for any replacement labor, consequential damages or incidental damages. This warranty gives you specific legal rights, and you may also have other rights which vary from state to state. Some states do not allow for the exclusion or limitation of incidental or consequential damages, so the above limitation or exclusion may not apply to you. All other warranties, express or implied are waived.

For specific information regarding warranty coverage and exclusions in regards to the Elements™ and Porcelain Paver products, please visit: Belgard.com/Warranty.



**NORTHFIELD WEST-BONNER SPRINGS
LOCATION**

4201 Powell Drive
Bonner Springs, KS 66012
Ph: 913-667-1792

National Ph: 877-235-4273



BELGARD[®]
PAVES THE WAY[™]

BELGARD.COM